

Diversey's

Catalogue of Personal Hygiene Equipment



Content

Hand wash basin (JD EWG).....	page 2, 3, 4
Dispenser.....	page 5, 6
Shoe Sole cleaning.....	page 7
Hand disinfectant or soap dispenser.....	page 8, 9
Hygienic entrance.....	page 10, 11, 12, 13

HAND WASH BASIN JD-EWG-1



By knee operation
the tap is opened.

Picture: JD-EWG-1K



By sensor operation
the tap is opened.

Picture: JD-EWG-1S

Hand wash basin: JD-EWG-1K:

- Knee operated
- Back plate stainless steel
- Temperature mixing valve
- Hygienic design
- Stainless steel water tap
- Siphon
- SKU Nr: 1211330

Dimensions:

- Width 430 mm
- Depth 450 mm
- Height 680 mm

Technical information:

- Water supply hot/cold R $\frac{1}{2}$ "
- Water pressure Min. 2 bar
- Drain DN 50
- Weight 20kg
- Power supply 230V-50/60Hz
- Power 0,1 kW
- Safety IP65

Hand wash basin: JD-EWG-1S:

- Sensor operated (includes anti-legionella valve)
- Back plate stainless steel
- Temperature mixing valve
- Hygienic design
- Stainless steel water tap
- Siphon
- SKU Nr: 1211331

Dimensions:

- Width 430 mm
- Depth 450 mm
- Height 680 mm

Both models are also
available with soap dispenser
and / or column in addition
(see price list for
descriptions and for SKU
numbers)

HAND WASH BASIN JD-EWG-3



Picture: JD-EWG-3S-EZD-C
mounting column and soap dispensers
SKU Nr 1211352

Hand wash basin: JD-EWG-3S	Technical information:
<ul style="list-style-type: none"> • Sensor operated • Back plate stainless steel • Solenoid valve (anti-legionella) • Temperature mixing valve • Hygienic design • Stainless steel water tap • Siphon • SKU Nr: 1211346 	<ul style="list-style-type: none"> • Water supply hot/cold R$\frac{1}{2}$" • Water pressure Min. 2 bar • Drain DN50 • Weight 40kg • Power supply 230V-50/60Hz • Power 0,1 kW • Safety IP65
Options:	Dimensions:
<ul style="list-style-type: none"> • Knee operation (JD-EWG-3K) SKU Nr: 1211347 	<ul style="list-style-type: none"> • Width 1475 mm • Depth 540 mm • Height 680 mm
Operation:	<div>Both models are also available with soap dispenser and / or column in addition (see price list for descriptions and for SKU numbers)</div>
<ul style="list-style-type: none"> • The tap automatically opens by a proximity sensor. • The solenoid opens after X - time for Y - seconds both adjustable: Anti- Legionella 	

HAND WASH BASIN JD-EWG-MINI



By knee operation
the tap is opened.

Picture: JD-EWG-MINI-K



By sensor operation
the tap is opened.

Picture: JD-EWG-MINI-S

Hand wash basin: JD-EWG-MINI-K:			Hand wash basin: JD-EWG-MINI-S:		
<ul style="list-style-type: none"> • Knee operated • Temperature mixing valve • Hygienic design • Water tap • Siphon • SKU Nr: 1211370 			<ul style="list-style-type: none"> • Solenoid valve • Temperature mixing valve • Hygienic design • Water tap • Siphon • SKU Nr: 1211371 		
Technical information:			Technical information:		
<ul style="list-style-type: none"> • Mounting • Water supply • Drain • Weight 	<ul style="list-style-type: none"> • wall • R½" • DN50 • 8 kg 		<ul style="list-style-type: none"> • Mounting • Water supply • Drain • Weight • Power supply 	<ul style="list-style-type: none"> • wall • R½" • DN50 • 8 kg • 230V/50/60Hz 	
Dimensions:			Dimensions:		
<ul style="list-style-type: none"> • Width • Depth • Height 	<ul style="list-style-type: none"> • 470 mm • 410 mm • 250 mm 		<ul style="list-style-type: none"> • Width • Depth • Height 	<ul style="list-style-type: none"> • 400 mm • 310 mm • 245 mm 	
Operation:			Operation:		
The tap is operates by pressing a button with the knee			The tap opens by a proximity sensor The solenoid opens after X- time for Y- seconds, both adjustable: Anti-Legionella		

SOAP DISPENSER JD-EZD



Picture: SOAP DISPENSER JD-EZD

PAPER DISPENSER JD-TD



Picture: PAPER DISPENSER JD-TD

Soap dispenser: JD-EZD:

- Soap container made of polyethylene
- Re-fillable
- SKU Nr: 1211372

Technical information:

- Mounting wall
- Volume 1000 ml
- Weight 1.2 kg

Dimensions:

- Width 100 mm
- Depth 95 mm
- Height 340 mm

Paper dispenser: JD-TD-080:

- Paper dispensed from a front
- Paper level indicator
- SKU Nr: 1211373

Technical information:

- Mounting wall
- Capacity 600 folded paper towels
- Folded towels / mm 250 x 115
- Weight 3.8 kg

Dimensions:

- Width 280 mm
- Depth 250 mm
- Height 365 mm

RVS BASKET JD-PB-040

DISPENSER FOR HAIRNET JD-DD-040



Picture: PAPERBASKET JD-PB-040



Picture: DISPENSER FOR HAIRNET JD-DD-040

Wastepaper basket: JD-PB-040:

- Stainless steel
- Waste level indicators

Technical information:

- Mounting floor / wall
- Volume 40 litre
- Weight 5,2 kg

Dimensions:

- Width 345 mm
- Depth 265 mm
- Height 450 mm

Dispenser for disposable Hairnet: JD-DD-040:

- For disposable hairnets
- Transparent Viewing window
- SKU Nr: 1211375

Technical information:

- Mounting wall
- Volume 40 litre
- Weight 3,8 kg

Dimensions:

- Width 400 mm
- Depth 175 mm
- Height 500 mm

SOLE CLEANER JD-ZR-1000

BOOT & SOLE CLEANER JD-ZLR-2000



Picture: SOLE CLEANER JD-ZR-1000



Picture: BOOT & SOLE CLEANER JD-ZLR-2000

Shoe / Boot sole cleaner: JD-ZR-1000:

- Sensor operated
- Adjustable dosing
- Jerry can location can be on the right, left or rear
- Hand rail for user support
- Easy to clean
- Low level disinfectant indication
- SKU Nr: 1211378

Technical information:

- | | |
|----------------|------------------|
| • Mounting | floor |
| • Power | 0,3 kW |
| • Power supply | 230/400V-50/60Hz |
| • Safety | IP65 |
| • Inlet | R ¾" |
| • Outlet | 1½" |
| • Weight | 28 kg |

Dimensions:

- | | |
|----------|---------|
| • Width | 757 mm |
| • Depth | 330 mm |
| • Height | 1200 mm |

Shoe / Boot sole cleaner: JD-ZLR-2000:

- Fabricated in stainless steel
- Cleans boot edges and soles
- Adjustable dosing
- Low level disinfectant indication
- Also available as standalone (floor model; same SKU Nr.)
- Easy to clean
- SKU Nr: 1211379

Technical information:

- | | |
|----------------|------------------|
| • Mounting | wall |
| • Power | 0,3 kW |
| • Power supply | 230/400V-50/60Hz |
| • Safety | IP65 |
| • Inlet | R ¾" |
| • Outlet | R1½" |
| • Weight | 30 kg |

Dimensions:

- | | |
|----------|---------|
| • Width | 693 mm |
| • Depth | 461 mm |
| • Height | 1068 mm |

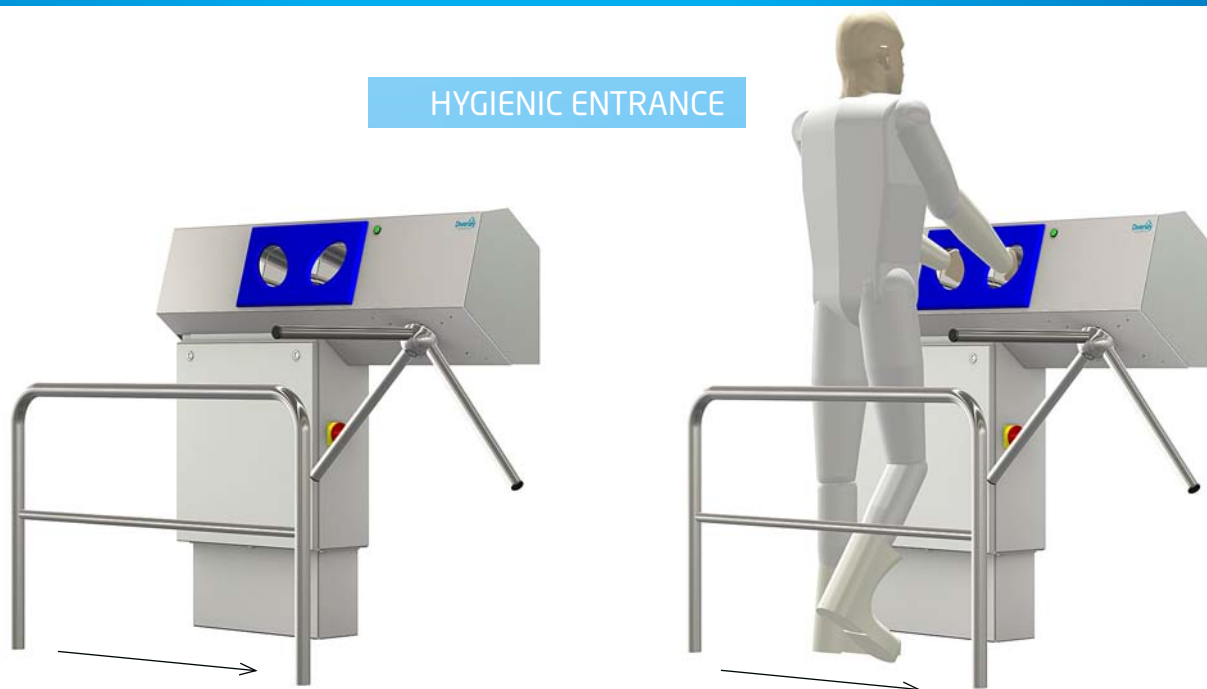
WALL MOUNTED HAND DISINFECTANT DISPENSER AND HAND SOAP DISPENSER



Picture: WALL MOUNTED HAND DISINFECTANT DISPENSER AND HAND SOAP DISPENSER

Hand disinfectant dispenser JD-HDT-WM:		Operation:
SKU Nr: 1211380 (Right)		Placing hands into the cylinders activates sensors that allow spraying of the disinfectant. Use of the dosing unit is visible by a visible indicator.
SKU Nr: 1212005 (Left)		
Hand soap dispenser	JD-HST-WM:	
SKU Nr: 1211381 (Right)		
SKU Nr: 1212006 (Left)		
These dispensers are also available without turnstile		
Hand disinfectant dispenser	JD-HD-WM:	Technical information:
SKU Nr: 1211387		<ul style="list-style-type: none"> Power supply 230V-50/60Hz Power 0.1 kW Weight 40 kg
Hand soap dispenser	JD-HS-WM:	
SKU Nr: 1211388		
<ul style="list-style-type: none"> Wall mounting Suitable for various disinfectants Fabricated in stainless steel Low level disinfectant indication Easy internal access via removable front panel Left or right mounting possible Reduces contamination risk when entering production area Hygienic design Access control only allowed after hand disinfection Visual indication of unlocked turnstile after use of dispenser 		Dimensions:
		<ul style="list-style-type: none"> Width 720 mm incl. can holder Depth 817 mm Height 717 mm

FLOOR MOUNTED HAND DISINFECTANT DISPENSER AND HAND SOAP DISPENSER



Picture: HAND DISINFECTANT DISPENSER JD-HDT

Hand disinfectant dispenser JD-HDT:

JD-HDT-L SKU Nr: 1212007

JD-HDT-R SKU Nr: 1211382

Hand soap dispenser JD-HST:

JD-HST-L SKU Nr: 1212008

JD-HST-R SKU Nr: 1211383

- Fabricated in stainless steel
- Low level disinfectant indication
- Easy internal access via removable front panel
- Left or right mounting possible
- Reduced contamination risk when entering production area
- Hygienic design
- Access only allowed after hand disinfection
- Visual indication of unlocked turnstile after use of dispenser
- Disinfectants locked in cabinet

Operation:

Placing hands into the cylinders activates sensors that allow spraying of the disinfectant agent.

Use of the dosing unit is visible an indicator.

Option

- Fence 1000 mm, see price list for description and SKU number

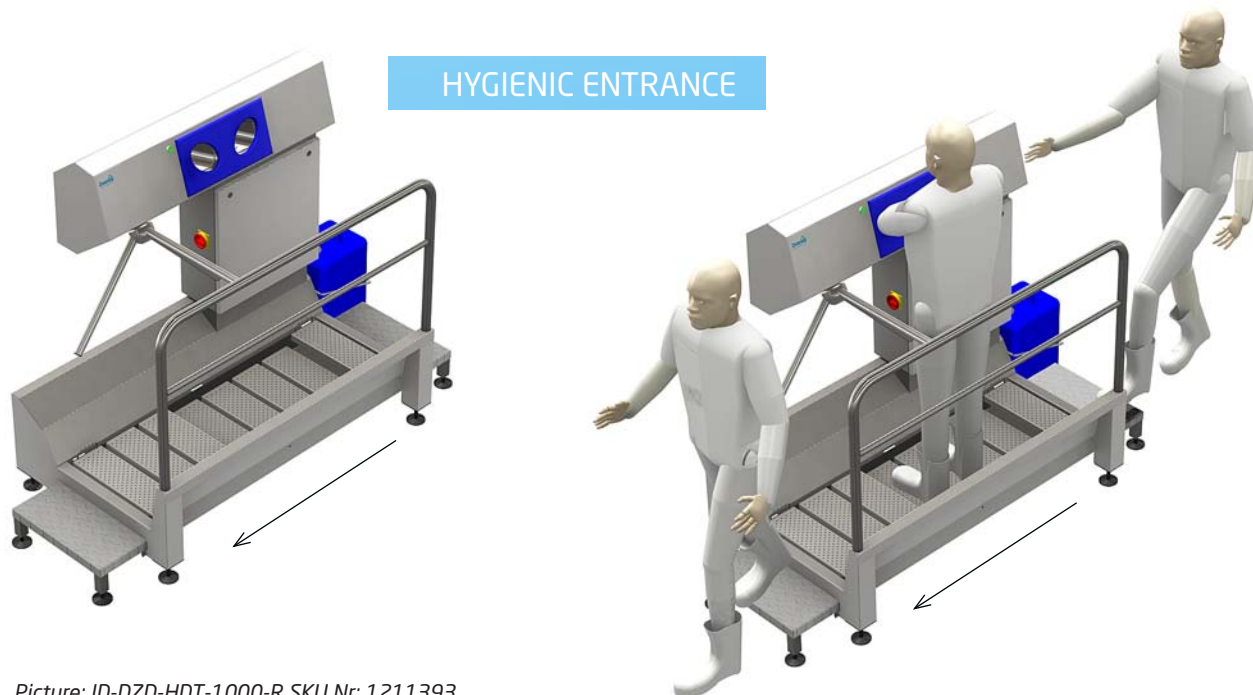
Technical information:

- Power supply 230V-50/60Hz
- Power 0,1 kW
- Weight 160 Kg

Dimensions:

- Width 1230 mm
- Depth 830 mm incl. Turnstile
- Height 1207 mm

FLOOR MOUNTED SHOE / BOOT SOLE AND HAND DISINFECTANT DISPENSER



Picture: JD-DZD-HDT-1000-R SKU Nr: 1211393

Sole and hand disinfection JD-DZD-HDT-1000:

- Reduced contamination risk when entering production area
- Hygienic design
- Low level disinfectant indication
- Access only allowed after hand disinfection
- Suitable for various disinfectants
- Mounting instructions
- Right and left mounting possible
- Visual indication of unlocked turnstile after use dispenser.

Operation:

Placing hands into the cylinders activates sensors that allow spraying of the disinfectant. While disinfecting hands soles are disinfected also.

Option:

- Without turnstile (on request)
- Connection to central unit (on request)
- Left or right entrance (on request)
- DZD-HDT-1500; Width 1446 mm
 - o SKU Nr: 1212010 (right)
 - o SKU Nr: 1212011 (left)

Technical information:

- | | |
|----------------|--------------|
| • Power supply | 230V/50/60Hz |
| • Power | 1 kW |
| • Water in | 1/2" |
| • Drain | 40 mm |
| • Weight | 290Kg |

Dimensions:

- | | |
|----------|---------|
| • Width | 1500 mm |
| • Depth | 890 mm |
| • Height | 1446 mm |

SKU Nr:

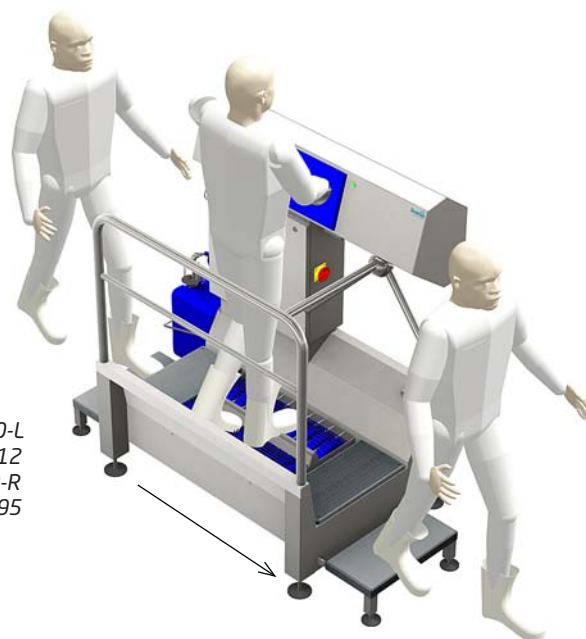
- | | |
|-------------------------|-----------------|
| JD-DZD-HDT-1000 (Right) | SKU Nr: 1211393 |
| JD-DZD-HDT-1000 (Left) | SKU Nr: 1212009 |
| JD-DZD-HDT-1500 (Right) | SKU Nr: 1212010 |
| JD-DZD-HDT-1500 (Left) | SKU Nr: 1212011 |

SHOE / BOOT SOLE CLEANING AND HAND DISINFECTANT DISPENSER



HYGIENIC ENTRANCE

Picture: JD-DZW-HDT-700-L
SKU Nr: 1212012
JD-DZW-HDT-700-R
SKU Nr: 1211395



Shoe / Boot Sole cleaning and Hand disinfection JD-DZW-HDT:

- Reduced contamination risk when entering production area.
- Hygienic design
- Low level disinfectant indication
- Controlled brush zone
- Easy dismount of brushes (without tools)
- Access only allowed after hand disinfection
- Suitable for various disinfectants
- Mounting instructions

Operation:

When entering sensors activate brushes which remove soil. While rotating, the brushes are sprayed with disinfectant. Access only allowed after hand disinfection.

Option:

- With or without turnstile
- With or without hand disinfection
- Connection to central unit
- Left or right version

Technical information:

- Power supply 230/400-50/60Hz
- Power 1 kW
- Water in R ½"
- Water out 40 mm
- Weight 335Kg

Dimensions:

- Width 1800 mm
- Depth 890 mm
- Height 1563 mm
- Step 175 mm
- Brush length 700 mm

Also available:

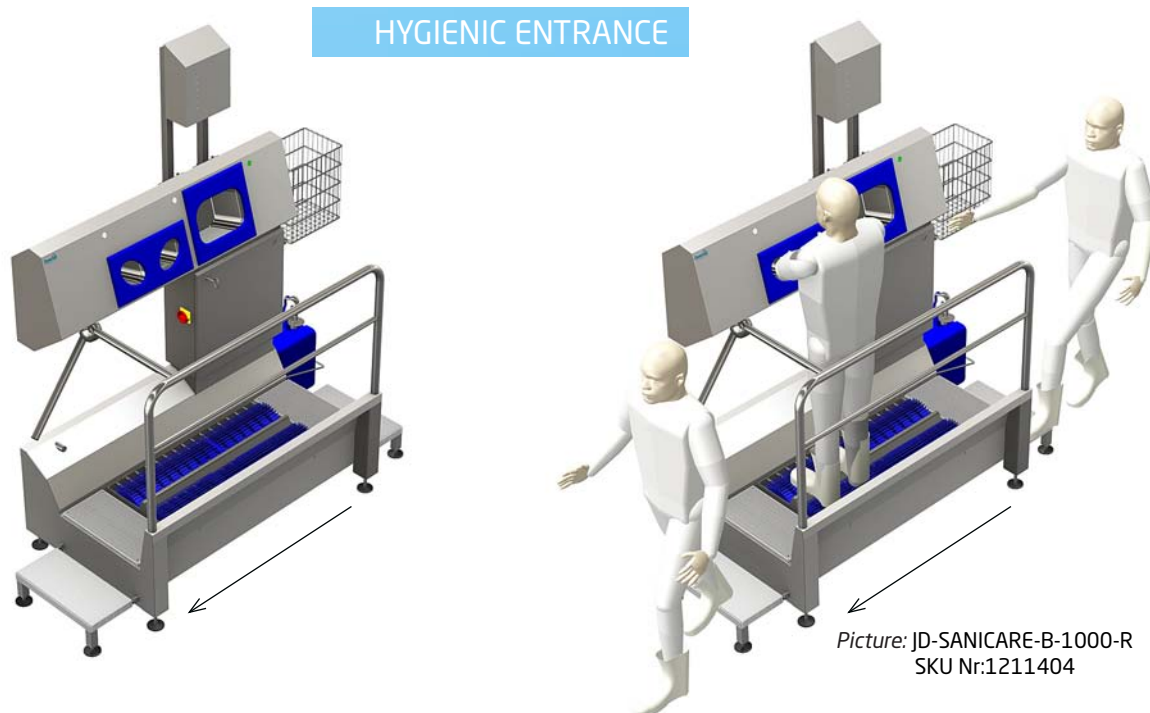
Type: JD-DZW-HDT-1000

- Length 2100 mm
- Brush length 1000 mm
- SKU Nr (Right): 1211396
- SKU Nr (Left): 1212013

Type: JD-DZW-HDT-1500

- Length 2600 mm
- Brush length 1500 mm
- SKU Nr (Right): 1211397
- SKU Nr (Left): 1212014

SHOE / BOOT SOLE CLEANING AND HAND WASH AND HAND DISINFECTANT DISPENSER



JD-Sanicare-B-1000:

- Reduced contamination risk when entering production area.
- Hand washing
- Hand disinfecting
- Low level disinfectant indication
- Sole cleaning
- Access only allowed after hand disinfection
- Hygienic design
- Controlled brush zone
- Easy dismount of brushes (without tools)
- Suitable for various disinfectants
- Included paper dispenser, paper basket and jerry can holder pre-mounted.

Technical information:

- Power supply 230/400V-50/60Hz
- Power 1kW
- Water in R 1/2"
- Water out 40 mm
- Weight 335Kg

Dimensions:

- Width 2100 mm
- Depth 920 mm
- Height 1680 mm
- Step 175 mm
- Brush length 1000 mm

Operation:

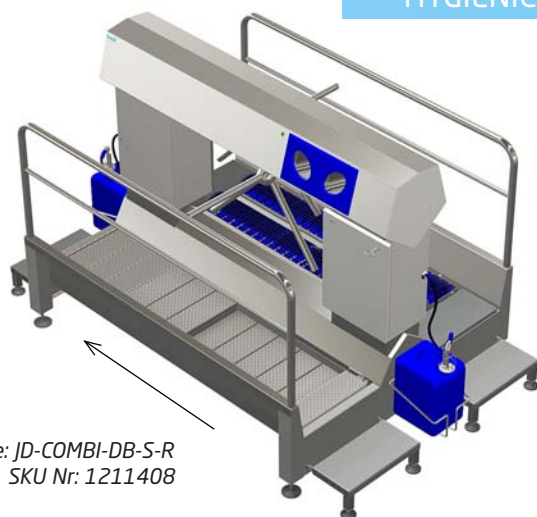
When entering, sensors activate brushes which remove soil. While rotating, the brushes are sprayed with disinfectant. Access only allowed after hand washing and disinfection.

Option:


- Left version SKU: 1212015
- With disinfection bath: JD Sanicare-D-1000 (SKU Nr: 1211405 Right or SKU Nr: 1212017 Left)
- Connection to central unit

JD-COMBI

HYGIENIC ENTRANCE



Picture: JD-COMBI-DB-S-R
SKU Nr: 1211408



Combisafe JD-COMBI-DB-S:

- Reduced contamination risk when entering production area.
- Integrated disinfection for hands and soles
- Low level disinfectant indication
- Hygienic design
- Drip off zone
- Access blockade at exit
- Disinfectants in separated area (5liter)
- Long brush zone
- Visual indication of unlocked turnstile after use of hand disinfection.
- Easy dismount of brushes (without tools)
- Suitable for various disinfectants
- Mounting instructions

Technical information:

- Power supply 230/400V-50/60Hz
- Power 2 kW
- Water in ½" mm
- Water out 40 mm
- Weight 470 kg

Dimensions:

- Width 2600 mm
- Depth 1640 mm
- Height 1570 mm
- Step 175 mm
- Brush length 1500 mm
- Disinfection basin 1915 mm

While disinfecting the hands one stays in the sole disinfection basin.
After start up the disinfection basin is refreshed over an adjustable counter.
Passing the turnstile one goes over a drip grid. This drip water flows to the disinfection basin.
Sensors in the cylinders activate spraying. Use of the disinfectant is visible by a light.
Access only allowed after hand disinfection. When entering the sole cleaning the brushes are activated by sensors. Dirt is brushed off. While rotating the brushes are sprayed.
In the brush zone disinfectant is added to the water.